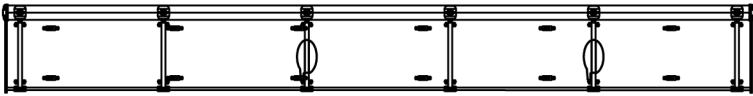
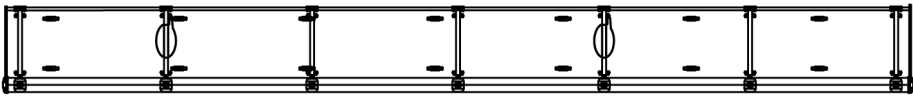
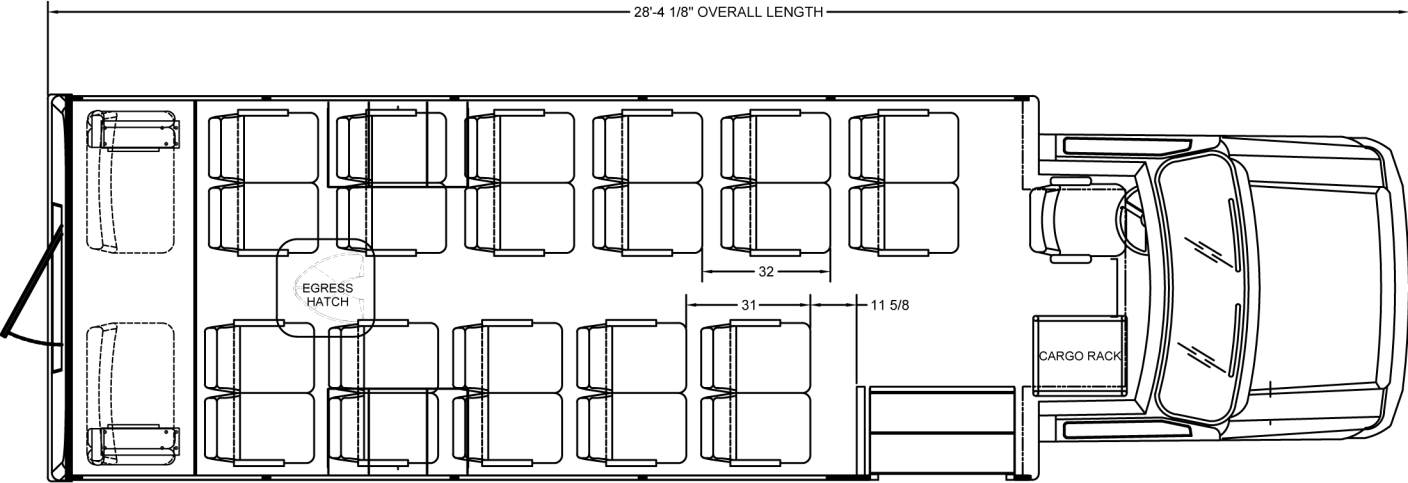


DEALER APPROVAL

☐ APPROVED

CUSTOMER SIGNATURE



|               |                          |                   |
|---------------|--------------------------|-------------------|
| SEAT SPACING: | D: 32"<br>P: 31"         |                   |
| HIP TO KNEE:  | D: 28-5/8"<br>P: 27-5/8" | PASSENGER CAP: 26 |

FORD 14,500 GVWR

|   |            |                       |  |  |  |  |    |     |      |         |                                      |         |   |                |                        |              |
|---|------------|-----------------------|--|--|--|--|----|-----|------|---------|--------------------------------------|---------|---|----------------|------------------------|--------------|
| THIS DRAWING AND THE INFORMATION THEREON ARE THE EXCLUSIVE PROPERTY OF BERKSHIRE COACH, A DIVISION OF FOREST RIVER. IT SHALL NOT BE COPIED OR DUPLICATED IN ANY MANNER, NOR SHALL IT BE SUBMITTED TO OUTSIDE PARTIES FOR EXAMINATION WITHOUT OUR WRITTEN CONSENT. IT IS LOANED FOR USE WITH REFERENCE TO WORK UNDER CONTRACT WITH, OR PROPOSALS SUBMITTED TO BERKSHIRE COACH, A DIVISION OF FOREST RIVER. |            |                       |  |  |  |  |    |     |      |         | TOLERANCE UNLESS OTHERWISE SPECIFIED |         | <b>BERKSHIRE COACH</b><br><i>a division of Forest River, Inc.</i> |                |                        |              |
|   |            |                       |  |  |  |  |    |     |      |         | WOOD                                 | OTHER   | TITLE:  |                | 218" WHEEL BASE - FORD |              |
|   |            |                       |  |  |  |  |    |     |      |         | ± 1/8"                               | ± 1/16" | DATE: 11/3/16   | ULTRA          |                        |              |
|   |            |                       |  |  |  |  |    |     |      |         |                                      |         |   | STANDARD FLOOR |                        |              |
|   | REV<br>LET | DESCRIPTION OF CHANGE |  |  |  |  | BY | CHK | DATE | ECN No. | ± 1°                                 | ± 1/2°  | NAME: VJC   | DWG. No.       | 71-03-A-106            | SHEET 1 OF 4 |