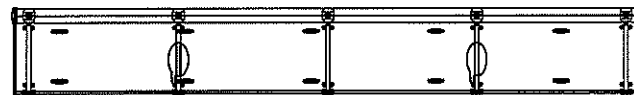

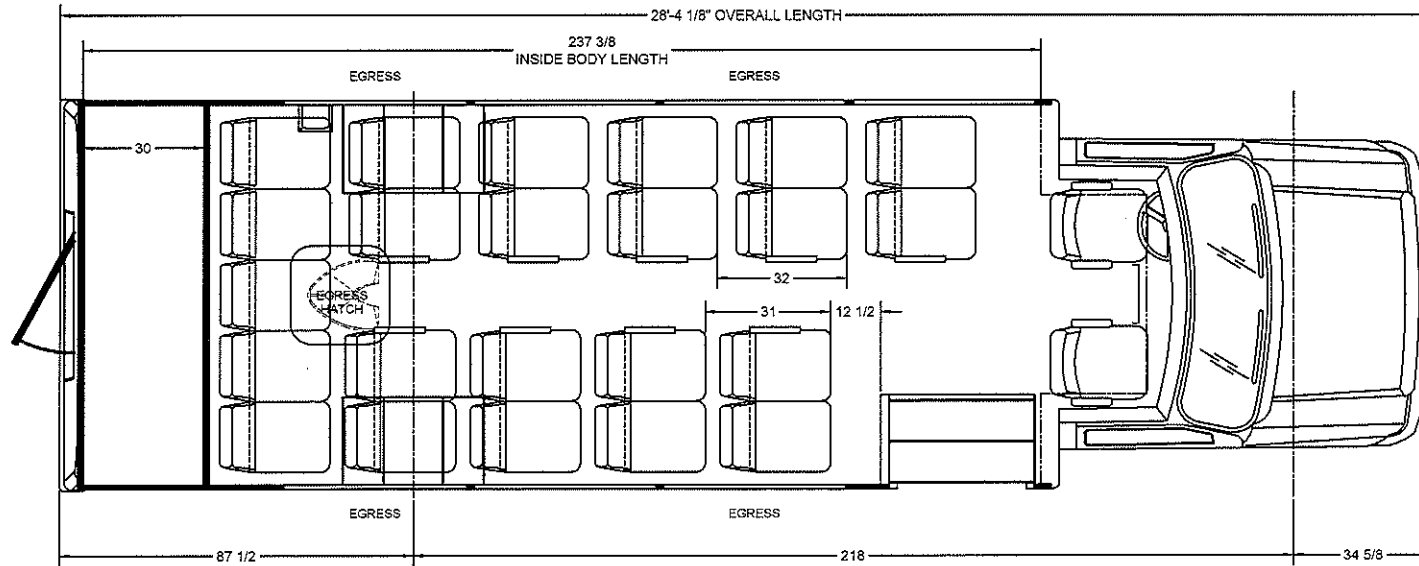


DEALER APPROVAL

APPROVED

CUSTOMER SIGNATURE



SEAT SPACING:	D: 32" P: 31"	PASSENGER CAP: 23
HIP TO KNEE:	D: 25-1/2" P: 24-1/2"	

FORD 14,500 GVWR

THIS DRAWING AND THE INFORMATION THEREON ARE THE EXCLUSIVE PROPERTY OF BERKSHIRE COACH, A DIVISION OF FOREST RIVER. IT SHALL NOT BE COPIED OR DUPLICATED IN ANY MANNER, NOR SHALL IT BE SUBMITTED TO OUTSIDE PARTIES FOR EXAMINATION WITHOUT OUR WRITTEN CONSENT. IT IS LOANED FOR USE WITH REFERENCE TO WORK UNDER CONTRACT WITH, OR PROPOSALS SUBMITTED TO BERKSHIRE COACH, A DIVISION OF FOREST RIVER.

REV. LET.	DESCRIPTION OF CHANGE	BY	CHK	DATE	ECN No.

TOLERANCE UNLESS OTHERWISE SPECIFIED		TITLE:		218" WHEEL BASE - FORD ULTRA STANDARD FLOOR
WOOD	OTHER	DATE: 11/3/16	NAME: VJC	
± 1/8"	± 1/16"	DWG. No. 71-03-A-109	SHEET 1 OF 4	
± 1°	± 1/2"			

BERKSHIRE COACH
a division of Forest River, Inc.